



Specifications

Model No.	Power	LED Qty	PF	CRI	Voltage	CCT	Lumen	Size mm (x0.0393=inch)	Opertion temp (°C / °F)	Weight kg (lbs=kgx2.2)	Certificate	Equal to
CS-PLS55	27W±10%	78 leds	≥0.9	≥80	100-277VAC 50~60Hz	2700-6000K	3240±10%	E26 φ78*183 E27 φ78*185 E39 φ78*200 E40 φ78*204	minus: 30°~45°C minus: 22°~113°F	NW: 0.34kg GW: 0.36kg	LM80 DLC CUL UL LM79	100W HPS MHL
CS-PLS55	36W±10%	102 leds	≥0.9	≥80	100-277VAC 50~60Hz	2700-6000K	4320±10%	E26 φ78*203 E27 φ78*205 E39 φ78*220 E40 φ78*224	minus: 30°~45°C minus: 22°~113°F	NW: 0.44kg GW: 0.46kg	LM80 DLC CUL UL LM79	175W HPS MHL
CS-PLS55	45W±10%	126 leds	≥0.9	≥80	100-277VAC 50~60Hz	2700-6000K	5400±10%	E26 φ78*223 E27 φ78*225 E39 φ78*240 E40 φ78*244	minus: 30°~45°C minus: 22°~113°F	NW: 0.50kg GW: 0.52kg	LM80 DLC CUL UL LM79	200W HPS MHL
CS-PLS55	54W±10%	150 leds	≥0.9	≥80	100-277VAC 50~60Hz	2700-6000K	6480±10%	E26 φ78*243 E27 φ78*245 E39 φ78*260 E40 φ78*264	minus: 30°~45°C minus: 22°~113°F	NW: 0.58kg GW: 0.60kg	LM80 DLC CUL UL LM79	250W HPS MHL

Features



SAMSUNG 120lm/W



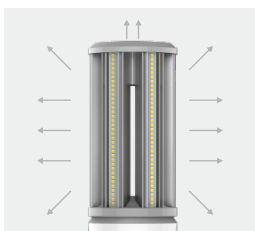
Omnidirectional type



Flame retardant material



Advantage



01



Good heat dissipation and long service life



02



Less weight

03 Compact size for more luminaire



Post top



Shoe box



Cobra Head

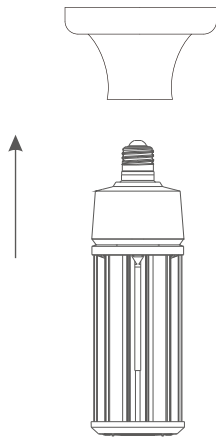


Flood light

Application

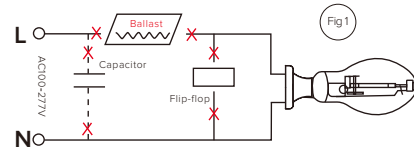


Installation




Step: 1

Shown as Figure 1
Remove old ballast or disconnect from existing lamp holder. Remove and dispose of ballast in correct manner.
(North America 100-277VAC)



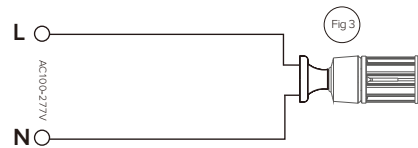
Step: 2

Shown as Figure 2
Reconnect directly to the existing lamp holder.
(North America 100-277VAC)



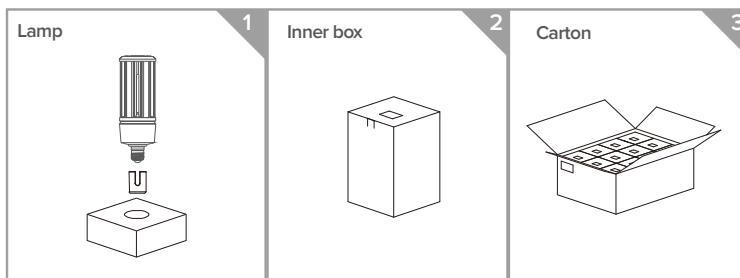
Step: 3

Shown as Figure 3
Install new LED replacement lamp. Please make sure the old fitting is correctly earth.
(North America 100-277VAC)




Packing

Wattage	Inner box size(mm) (x0.0393-inch)	N.W per lamp(kg) (lbs=kgx2.2)	G.W per box(kg) (lbs=kgx2.2)	G.W per Carton(kg) (lbs=kgx2.2)	Carton size(mm) (x0.0393-inch)	Quantity per carton
27W	90*90*230mm	0.34kg	0.36kg	6.0kg	380*380*250mm	16pcs
36W	90*90*250mm	0.44kg	0.46kg	7.5kg	380*380*270mm	16pcs
45W	90*90*270mm	0.50kg	0.52kg	8.5kg	380*380*290mm	16pcs
54W	90*90*290mm	0.58kg	0.60kg	9.8kg	380*380*310mm	16pcs



Pack Quantity:
16pcs



CAUTIONS

- Risk of electric shock. Do not use where directly exposed to water.
- 27W 36W 45W 54W are suitable for using in totally enclosed fixtures.
- Don't take apart the lamps without our permit.
- Please read carefully manual before installation.